


### 3.6/6KV, 6/10KV, 8.7/15KV (FA-)SPYC, SPYCB, TPYC (FA-)SPYCY, SPYCBY, TPYCY

#### Standard

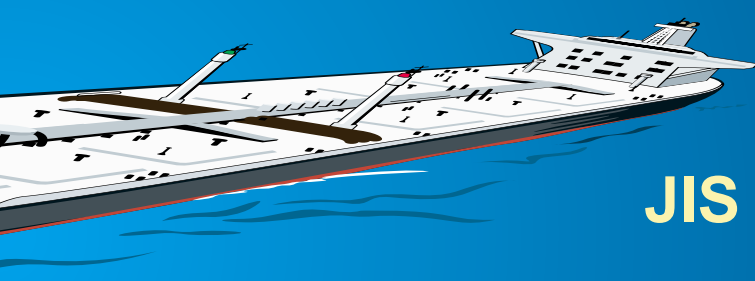
- ▶ JISC 3410-1999
- ▶ IEC 60092-350
- ▶ IEC 60092-354
- ▶ IEC 60332-1
- ▶ IEC 60332-3 Cat.A(for FA-type)

#### Cable Construction



<b>Conductor</b>	T(S)	Tinned annealed stranded copper, class 2 according to IEC 60228
<b>Conductor screen</b>		Semi-conducting compound
<b>Insulation</b>	P	85°C EPR as per IEC 60092-351
<b>Insulation screen</b>		Semi-conducting compound /Tinned copper tape
<b>Filler</b>		Non-hygroscopic material (If necessary)
<b>Bedding</b>	Y	PVC,ST2 type
<b>Armor</b>	C (CB)	Galvanized steel wire braid(-C TYPE) or copper alloy wire braid(-CB TYPE)
<b>Sheath</b>	Y	PVC ST2 type
<b>Core identification</b>		3C Red, Yellow, Blue
<b>Outer sheath color</b>		Red





# Caledonian JIS Shipboard Cables



## Cable Parameter

### 3.6/6KV (FA-) SPYC, SPYCB

Conductor			Thick. of insulation	Thick. of bedding	Dia. over bedding	Dia. of armor	(FA-) SPYC, SPYCB		
Size	Construction	O.D					Nominal overall dia.	Tolerance	Cable weight (Approx.)
mm <sup>2</sup>	No./mm	mm	mm	mm	mm	mm	mm	mm	Kg / Km
10	7/1.35	4.05	2.5	1.3	15.8	0.3	17.4	0.9	480
16	7/1.7	5.1	2.5	1.4	17.1	0.3	18.7	0.9	680
25	7/2.14	6.42	2.5	1.4	18.4	0.3	20	1	830
35	7/2.52	7.56	2.5	1.5	19.8	0.3	21.3	1.1	970
50	19/1.78	8.9	2.5	1.5	21.1	0.3	22.7	1.1	1160
70	19/2.14	10.7	2.5	1.6	23.1	0.3	24.7	1.2	1370
95	19/2.52	12.6	2.5	1.7	25.2	0.3	26.8	1.3	1740
120	37/2.03	14.2	2.5	1.7	26.8	0.3	28.4	1.4	2010
150	37/2.25	15.8	2.5	1.8	28.6	0.3	30.2	1.5	2450
185	37/2.52	17.6	2.5	1.9	30.7	0.4	32.8	1.6	2650
240	61/2.25	20.3	2.6	2	33.7	0.4	35.8	1.8	3200
300	61/2.52	22.7	2.8	2.1	36.8	0.4	38.9	1.9	4150


### 3.6/6KV (FA-) SPYCY, SPYCBY

Conductor			Thick. of insulation	Thick. of bedding	Dia. over bedding	Dia. of armor	(FA-) SPYCY, SPYCBY			
Size	Construction	O.D					Thick. of Sheath	Nominal overall dia.	Tolerance	Cable weight (Approx.)
mm <sup>2</sup>	No./mm	mm	mm	mm	mm	mm	mm	mm	Kg / Km	
10	7/1.35	4.05	2.5	1.3	15.8	0.3	1.1	19.8	1	580
16	7/1.7	5.1	2.5	1.4	17.1	0.3	1.1	21	1.1	780
25	7/2.14	6.42	2.5	1.4	18.4	0.3	1.1	22.3	1.1	950
35	7/2.52	7.56	2.5	1.5	19.8	0.3	1.1	23.7	1.2	1100
50	19/1.78	8.9	2.5	1.5	21.1	0.3	1.2	25.3	1.3	1300
70	19/2.14	10.7	2.5	1.6	23.1	0.3	1.2	27.3	1.4	1560
95	19/2.52	12.6	2.5	1.7	25.2	0.3	1.3	29.6	1.5	1890
120	37/2.03	14.2	2.5	1.7	26.8	0.3	1.3	31.2	1.6	2200
150	37/2.25	15.8	2.5	1.8	28.6	0.3	1.3	33	1.6	2720
185	37/2.52	17.6	2.5	1.9	30.7	0.4	1.4	35.8	1.8	2870
240	61/2.25	20.3	2.6	2	33.7	0.4	1.5	39	2	3450
300	61/2.52	22.7	2.8	2.1	36.8	0.4	1.5	42.1	2.1	4400



# Addison

## JIS Shipboard Cables



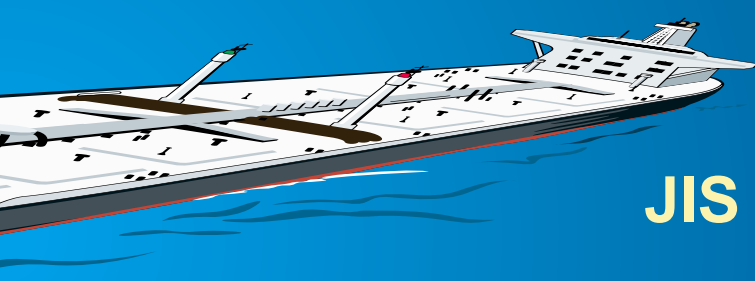
### 3.6/6KV (FA-)TPYC

Conductor			Thick. of insulation	Thick. of bedding	Dia. over bedding	Dia. of armor	(FA-) TPYC		
Size	Construction	O.D					Nominal overall dia.	Tolerance	Cable weight (Approx.)
mm <sup>2</sup>	No./mm	mm	mm	mm	mm	mm	mm	mm	Kg / Km
10	7/1.35	4.05	2.5	1.9	32.4	0.4	34.5	1.7	1180
16	7/1.7	5.1	2.5	2.0	34.8	0.4	36.9	1.8	1680
25	7/2.14	6.42	2.5	2.1	37.9	0.4	40.0	2.0	2130
35	7/2.52	7.56	2.5	2.2	40.6	0.4	42.7	2.1	2550
50	19/1.78	8.9	2.5	2.3	43.7	0.4	45.8	2.3	3130
70	19/2.14	10.7	2.5	2.5	47.9	0.4	50.0	2.5	3750
95	19/2.52	12.6	2.5	2.7	52.3	0.4	54.4	2.7	4880
120	37/2.03	14.21	2.5	2.8	56.1	0.4	58.2	2.9	5690
150	37/2.25	15.75	2.5	2.9	59.7	0.4	61.8	3.1	7100
185	37/2.52	17.64	2.5	3.1	64.1	0.4	66.2	3.3	8600

### 3.6/6KV (FA-) TPYCY

Conductor			Thick. of insulation	Thick. of bedding	Dia. over bedding	Dia. of armor	(FA-) TPYCY			
Size	Construction	O.D					Thick. of Sheath	Nominal overall dia.	Tolerance	Cable weight (Approx.)
mm <sup>2</sup>	No./mm	mm	mm	mm	mm	mm	mm	mm	Kg / Km	
10	7/1.35	4.05	2.5	1.9	32.4	0.4	1.5	37.6	2.0	1490
16	7/1.7	5.1	2.5	2.0	34.8	0.4	1.5	40.2	2.0	1990
25	7/2.14	6.42	2.5	2.1	37.9	0.4	1.6	43.4	2.2	2480
35	7/2.52	7.56	2.5	2.2	40.6	0.4	1.7	46.2	2.3	2950
50	19/1.78	8.9	2.5	2.3	43.7	0.4	1.7	49.5	2.5	3560
70	19/2.14	10.7	2.5	2.5	47.9	0.4	1.8	53.9	2.7	4310
95	19/2.52	12.6	2.5	2.7	52.3	0.4	2.0	58.6	2.9	5320
120	37/2.03	14.21	2.5	2.8	56.1	0.4	2.1	62.6	3.1	6250
150	37/2.25	15.75	2.5	2.9	59.7	0.4	2.1	66.4	3.3	7820
185	37/2.52	17.64	2.5	3.1	64.1	0.4	2.3	71.0	3.6	9200





# Caledonian JIS Shipboard Cables



## 6/10KV (FA-) SPYC, SPYCB

Conductor			Thick. of insulation	Thick. of bedding	Dia. over bedding	Dia. of armor	(FA-) SPYC, SPYCB		
Size	Construction	O.D					Nominal overall dia.	Tolerance	Cable weight (Approx.)
mm <sup>2</sup>	No./mm	mm	mm	mm	mm	mm	mm	mm	Kg / Km
16	7/1.7	5.1	3.4	1.4	19.0	0.3	20.6	1.0	660
25	7/2.14	6.42	3.4	1.5	20.6	0.3	22.1	1.1	800
35	7/2.52	7.56	3.4	1.5	21.7	0.3	23.3	1.2	990
50	19/1.78	8.9	3.4	1.6	23.2	0.3	24.8	1.2	1200
70	19/2.14	10.7	3.4	1.7	25.3	0.3	26.8	1.3	1460
95	19/2.52	12.6	3.4	1.7	27.2	0.3	28.7	1.4	1800
120	37/2.03	14.21	3.4	1.7	28.8	0.3	30.3	1.5	2100
150	37/2.25	15.75	3.4	1.9	30.7	0.4	32.8	1.6	2600
185	37/2.52	17.64	3.4	1.9	32.6	0.4	34.7	1.7	2750
240	61/2.25	20.25	3.4	2.1	35.7	0.4	37.7	1.9	3300
300	61/2.52	22.68	3.4	2.1	38.1	0.4	40.2	2.0	4300

## 6/10KV (FA-) SPYCY, SPYCBY

Conductor			Thick. of insulation	Thick. of bedding	Dia. over bedding	Dia. of armor	(FA-) SPYCY, SPYCBY			
Size	Construction	O.D					Thick. of Sheath	Nominal overall dia.	Tolerance	Cable weight (Approx.)
mm <sup>2</sup>	No./mm	mm	mm	mm	mm	mm	mm	mm	Kg / Km	
16	7/1.7	5.1	3.4	1.4	19.0	0.3	1.1	22.9	1.1	870
25	7/2.14	6.42	3.4	1.5	20.6	0.3	1.2	24.7	1.2	980
35	7/2.52	7.56	3.4	1.5	21.7	0.3	1.2	25.8	1.3	1110
50	19/1.78	8.9	3.4	1.6	23.2	0.3	1.2	27.4	1.4	1360
70	19/2.14	10.7	3.4	1.7	25.3	0.3	1.3	29.6	1.5	1720
95	19/2.52	12.6	3.4	1.7	27.2	0.3	1.3	31.5	1.6	2080
120	37/2.03	14.21	3.4	1.7	28.8	0.3	1.4	33.3	1.7	2290
150	37/2.25	15.75	3.4	1.9	30.7	0.4	1.4	35.8	1.8	2810
185	37/2.52	17.64	3.4	1.9	32.6	0.4	1.5	37.9	1.9	2950
240	61/2.25	20.25	3.4	2.1	35.7	0.4	1.5	41.0	2.0	3550
300	61/2.52	22.68	3.4	2.1	38.1	0.4	1.6	43.6	2.2	4550



# Addison

## JIS Shipboard Cables



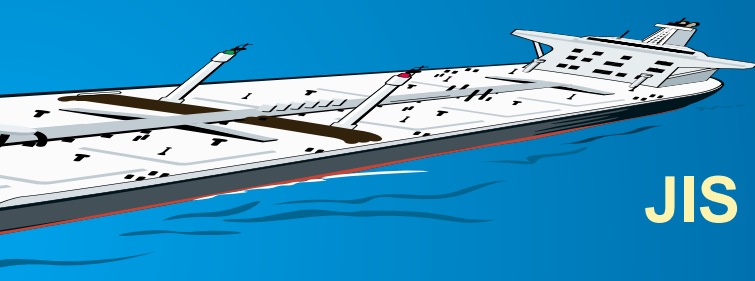
### 6/10KV (FA-)TPYC

Conductor			Thick. of insulation	Thick. of bedding	Dia. over bedding	Dia. of armor	(FA-) TPYC		
Size	Construction	O.D					Nominal overall dia.	Tolerance	Cable weight (Approx.)
mm <sup>2</sup>	No./mm	mm	mm	mm	mm	mm	mm	mm	Kg / Km
16	7/1.7	5.1	3.4	2.2	39.3	0.4	41.4	2.1	1950
25	7/2.14	6.42	3.4	2.3	42.4	0.4	44.5	2.2	2370
35	7/2.52	7.56	3.4	2.4	45.1	0.4	47.2	2.4	2950
50	19/1.78	8.9	3.4	2.5	48.2	0.4	50.3	2.5	3600
70	19/2.14	10.7	3.4	2.7	52.4	0.4	54.5	2.7	4350
95	19/2.52	12.6	3.4	2.8	56.8	0.4	58.9	2.9	5380
120	37/2.03	14.21	3.4	3.0	60.6	0.4	62.7	3.1	6200
150	37/2.25	15.75	3.4	3.1	64.2	0.4	66.3	3.3	7700
185	37/2.52	17.64	3.4	3.3	68.6	0.4	70.7	3.5	9200

### 6/10KV (FA-) TPYCY

Conductor			Thick. of insulation	Thick. of bedding	Dia. over bedding	Dia. of armor	(FA-) TPYCY			
Size	Construction	O.D					Thick.of Sheath	Nominal overall dia.	Tolerance	Cable weight (Approx.)
mm <sup>2</sup>	No./mm	mm	mm	mm	mm	mm	mm	mm	Kg / Km	
16	7/1.7	5.1	3.4	2.2	39.3	0.4	1.6	44.9	2.2	2590
25	7/2.14	6.42	3.4	2.3	42.4	0.4	1.7	48.2	2.4	2920
35	7/2.52	7.56	3.4	2.4	45.1	0.4	1.8	51.0	2.5	3330
50	19/1.78	8.9	3.4	2.5	48.2	0.4	1.9	54.3	2.7	4050
70	19/2.14	10.7	3.4	2.7	52.4	0.4	2.0	58.7	2.9	5130
95	19/2.52	12.6	3.4	2.8	56.8	0.4	2.1	63.4	3.2	6210
120	37/2.03	14.21	3.4	3.0	60.6	0.4	2.2	67.3	3.4	6860
150	37/2.25	15.75	3.4	3.1	64.2	0.4	2.3	71.1	3.6	8430
185	37/2.52	17.64	3.4	3.3	68.6	0.4	2.4	75.7	3.8	9990





# Caledonian JIS Shipboard Cables



## 8.7/15KV (FA-) SPYC, SPYCB

Conductor			Thick. of insulation	Thick. of bedding	Dia. over bedding	Dia. of armor	(FA-) SPYC, SPYCB		
Size	Construction	O.D					Nominal overall dia.	Tolerance	Cable weight (Approx.)
mm <sup>2</sup>	No./mm	mm	mm	mm	mm	mm	mm	mm	Kg / Km
25	7/2.14	6.42	4.5	1.6	23.1	0.3	24.7	1.2	790
35	7/2.52	7.56	4.5	1.6	24.3	0.3	25.8	1.3	1200
50	19/1.78	8.9	4.5	1.7	25.8	0.3	27.4	1.4	1370
70	19/2.14	10.7	4.5	1.8	27.8	0.3	29.4	1.5	1620
95	19/2.52	12.6	4.5	1.8	29.7	0.3	31.3	1.6	2010
120	37/2.03	14.21	4.5	1.9	31.6	0.4	33.6	1.7	2300
150	37/2.25	15.75	4.5	2.0	33.3	0.4	35.4	1.8	2780
185	37/2.52	17.64	4.5	2.0	35.2	0.4	37.3	1.9	2850
240	61/2.25	20.25	4.5	2.1	38.0	0.4	40.1	2.0	3450
300	61/2.52	22.68	4.5	2.2	40.7	0.4	42.7	2.1	4450

## 8.7/15KV (FA-) SPYCY, SPYCBY

Conductor			Thick. of insulation	Thick. of bedding	Dia. over bedding	Dia. of armor	(FA-) SPYCY, SPYCBY			
Size	Construction	O.D					Thick. of Sheath	Nominal overall dia.	Tolerance	Cable weight (Approx.)
mm <sup>2</sup>	No./mm	mm	mm	mm	mm	mm	mm	mm	Kg / Km	
25	7/2.14	6.42	4.5	1.6	23.1	0.3	1.2	27.3	1.4	920
35	7/2.52	7.56	4.5	1.6	24.3	0.3	1.3	28.6	1.4	1340
50	19/1.78	8.9	4.5	1.7	25.8	0.3	1.3	30.2	1.5	1550
70	19/2.14	10.7	4.5	1.8	27.8	0.3	1.3	32.2	1.6	1870
95	19/2.52	12.6	4.5	1.8	29.7	0.3	1.4	34.3	1.7	2290
120	37/2.03	14.21	4.5	1.9	31.6	0.4	1.4	36.6	1.8	2600
150	37/2.25	15.75	4.5	2.0	33.3	0.4	1.5	38.6	1.9	3050
185	37/2.52	17.64	4.5	2.0	35.2	0.4	1.5	40.5	2.0	3060
240	61/2.25	20.25	4.5	2.1	38.0	0.4	1.6	43.5	2.2	3690
300	61/2.52	22.68	4.5	2.2	40.7	0.4	1.7	46.4	2.3	4690



# Addison

## JIS Shipboard Cables



### 8.7/15KV (FA-)TPYC

Conductor			Thick. of insulation	Thick. of bedding	Dia. over bedding	Dia. of armor	(FA-) TPYC		
Size	Construction	O.D					Nominal overall dia.	Tolerance	Cable weight (Approx.)
mm <sup>2</sup>	No./mm	mm	mm	mm	mm	mm	mm	mm	Kg / Km
25	7/2.14	6.42	4.5	2.5	48.0	0.4	50.1	2.5	2350
35	7/2.52	7.56	4.5	2.6	50.6	0.4	52.7	2.6	3580
50	19/1.78	8.9	4.5	2.7	53.8	0.4	55.8	2.8	4110
70	19/2.14	10.7	4.5	2.9	58.0	0.4	60.0	3.0	4860
95	19/2.52	12.6	4.5	3.0	62.4	0.4	64.5	3.2	6030
120	37/2.03	14.21	4.5	3.2	66.2	0.4	68.2	3.4	6910
150	37/2.25	15.75	4.5	3.3	69.8	0.4	71.8	3.6	8340
185	37/2.52	17.64	4.5	3.5	74.2	0.4	76.2	3.8	9700

### 8.7/15KV (FA-) TPYCY

Conductor			Thick. of insulation	Thick. of bedding	Dia. over bedding	Dia. of armor	(FA-) TPYCY			
Size	Construction	O.D					Thick. of Sheath	Nominal overall dia.	Tolerance	Cable weight (Approx.)
mm <sup>2</sup>	No./mm	mm	mm	mm	mm	mm	mm	mm	Kg / Km	
25	7/2.14	6.42	4.5	2.5	48.0	0.4	1.9	54.0	2.7	2750
35	7/2.52	7.56	4.5	2.6	50.6	0.4	1.9	56.8	2.8	4030
50	19/1.78	8.9	4.5	2.7	53.8	0.4	2.0	60.1	3.0	4640
70	19/2.14	10.7	4.5	2.9	58.0	0.4	2.1	64.5	3.2	5610
95	19/2.52	12.6	4.5	3.0	62.4	0.4	2.2	69.2	3.5	6890
120	37/2.03	14.21	4.5	3.2	66.2	0.4	2.3	73.2	3.7	7820
150	37/2.25	15.75	4.5	3.3	69.8	0.4	2.4	77.0	3.8	9160
185	37/2.52	17.64	4.5	3.5	74.2	0.4	2.5	81.6	4.1	10460

